

OVERVIEW

The Fund was established in 2014 and acts as an unhedged Australian feeder fund into the assets of of Bridge Seniors Housing & Medical Properties Fund LP (“Bridge Seniors I”). Bridge Seniors I is a US\$737 million (equity) “buy, fix, sell” private equity real estate fund, investing in value-add US seniors housing and medical properties. The Fund has a US\$51 million capital commitment to Bridge Seniors, of which 87.6% has now been called and invested, and owns a 6.91% share of a diversified current portfolio of 57 separate seniors housing assets across the US with over 6,500 units, which have been acquired for approximately US\$1.7 billion. Bridge Seniors I’s Investment Period expired in January 2018 and the fund is now in its Harvest Period, during which assets will be sold, as assets have been seasoned and stabilised and value has been maximised. Bridge Investment Group (“Bridge”) is the US based Investment Manager of the Fund. Bridge is a specialist US real estate and real estate funds manager with over US\$10 billion in assets under management. Bridge is headquartered in Salt Lake City, Utah, with offices in New York, San Francisco and Orlando. Over the last 23 years Bridge has invested, managed and sold several billion dollars of property assets across all segments of the market. Bridge has a strong operating and property management platform, comprising over 1,000 management, leasing and facilities employees across the 30 states in which assets are owned.

PERFORMANCE (NET OF FEES)

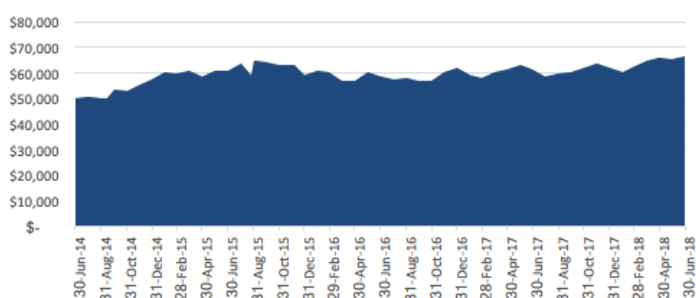
Ordinary Unit Class

Based upon underlying fund data as at 31 March 2018

1 month	3 months	1 year	5 years	Inception (p.a)
2.34%	3.03%	9.02%	N/A	7.48%

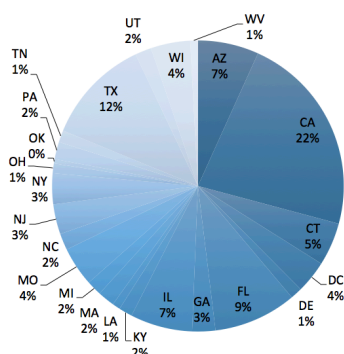
** Past performance is not an indicator of future performance**

GROWTH OF AUD 50,000 INVESTMENT



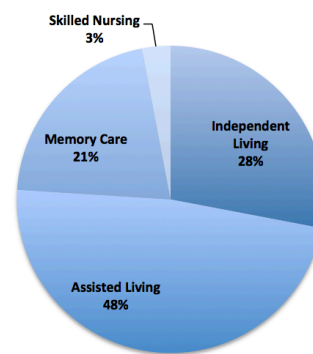
Performance and Growth table and chart are based on an investment made at the Fund’s first issuance of units in June 2014 at \$1.00 per unit and includes Unit Price growth plus cash Distributions. Performance figures and growth chart do not assume the re-investment of Distributions back into the Fund as the Fund was not open to re-investment. Unit Prices and Performance figures do not include the value of Foreign Income Tax Offsets (FITOs) which have been distributed in addition to cash. Individual investor performance will vary according to the Issue Price at which they were issued Units in the Fund, which in turn was based upon the AUD / USD exchange rate applicable in the month in which an investment was made.

REGIONAL BREAKDOWN*



*Underlying Fund investments by equity invested as at 31 March 2018

ASSET TYPE*



FUND DETAILS

Fund Size (AUDm):	\$76.28
APIR Code:	ETL0412AU
Commencement:	20 May 2014
Zenith Research Rating:	Highly Recommended (Original rating, now lapsed as closed)
Unit Price:	\$1.3096
Distribution Frequency:	Annually as at 30 June
2018 Distribution (CPU):	7.94 + 0.37 FITOs
2017 Distribution (CPU):	2.07 + 0.32 FITOs

Liquidity:	Nil - Closed-ended fund
Fund Manager:	Spire Capital Pty Limited
Investment Manager:	Bridge Investment Group, LLC
Responsible Entity:	Equity Trustees Limited
Base Management Fee:	0.58% p.a. x NAV
Underlying Fees:	2% of Committed Equity
Underlying Performance Fee:	20% of realised profits after an 8% preferred return is paid to Limited Partners
Application Status:	CLOSED

Positively affecting the unit price during the month of June was the 2.352% decrease in the value of the Australian dollar against the USD dollar from US\$0.7567 to US\$0.7389. The Fund does not hedge currency exposure.

Underlying Fund performance since inception is summarised below:

Underlying Bridge Seniors Housing I Investment / J-Curve Dashboard

As at 31 March 2018

Metric	Q4 2014	Q1 2015	Q2 2015	Q3 2015	Q4 2015	Q1 2016	Q2 2016	Q3 2016	Q4 2016	Q1 2017	Q2 2017	Q3 2017	Q4 2017	Q1 2018
Committed Capital (USD)	15M	20M	25M	51M	51M	51M	51M	51M	51M	51M	51M	51M	51M	51M
Invested Capital %*	11.2%	23.0%	24.2%	42.6%	42.6%	42.6%	64.8%	64.8%	75.9%	83.9%	87.6%	94.0%	96.5%	96.5%
IRR on Called Capital	NM	NM	NM	NM	NM	NM	NM	3.6%	6.6%	7.8%	7.6%	8.0%	8.5%	7.3%
Equity Multiple on Called Capital	0.74x	0.9x	0.94x	0.96x	0.99x	0.99x	0.99x	1.04x	1.08x	1.1x	1.12x	1.13x	1.16x	1.16x

*Invested Capital as a percentage of Committed Capital

SPIRE LAUNCHES TWO NEW FUNDS

Spire Capital is pleased to advise that the follow on fund to Spire USA ROC II and USA ROC III Funds, called Spire USA ROC IV Fund (AUD), is now open for direct investment via the [PDS \(click to download\)](#).

Like its predecessor funds, Spire USA ROC IV Fund (AUD) will invest in value-add multifamily and commercial office properties, via programs managed by Bridge Investment Group and its affiliates.

The second fund is Spire USA ROC Office Fund I (AUD) which is a Unit Class of the Spire USA ROC IV Fund (AUD) and will invest in commercial property. It is now open for direct investment via the [PDS \(click to download\)](#).

Both Funds have been rated “Recommended” by Zenith Investment Partners. Please [click here](#) to download the Spire USA ROC IV Fund (AUD) report or [click here](#) to download the Spire USA ROC Office Fund I (AUD) report.

It is expected that the Funds will shortly be available on major platforms.

For further information please contact either Dale Holmes on 0401 146 106 or Chris Niall on 0419 011 628.

CONTACT US

For further information please:

Call us on: +61 2 9377 0755
 Email us at: info@spirecapital.com.au
 Visit our website: www.spirecapital.com.au

Important Information

“Equity Trustees Limited (“Equity Trustees”), ABN 46 004 031 298 and Australian Financial Services Licence Number 240975, is the Responsible Entity of the Spire USA ROC Seniors Housing and Medical Properties Fund (AUD) (Fund). Equity Trustees is a subsidiary of EQT Holdings Limited (ABN 22607 797615), a publicly listed company on the Australian Securities Exchange (ASX:EQT). Spire Capital Pty Ltd (“Spire”) ABN 21 141 096 120 and (wholesale) Australian Financial Services Licence Number 344365 is the Fund Manager of the Fund. This Monthly Update has been prepared by Spire for general information purposes only. It does not contain investment recommendations nor provide investment advice. Neither Equity Trustees nor Spire nor their related entities, directors or officers guarantees the performance of, or the repayment of capital or income invested in the Fund or the accuracy of information in this document and accepts no liability to any person who relies on it. Past performance is not necessarily indicative of future performance. Professional investment advice can help you determine your tolerance to risk as well as your need to attain a particular return on your investment. In preparing this information, we did not take into account the investment objectives, financial situation or particular needs of any particular person. You should not act in reliance of the information of this Monthly Update. We strongly encourage you to obtain detailed professional advice and read the relevant product disclosure statement in full before making an investment decision. Applications for an investment can only be made on an application form accompanying a current Product Disclosure Statement (“PDS”).”